

Stainless Steel Centrifugal Motorpumps™



Scot Pump

A Division of Ardox Corporation

All Stainless Steel

- .25 to 25 HP
- 3500 RPM, 60 Hertz
- 1750 RPM, 60 Hertz
- Capacity to 385 GPM
- 285 Ft. Head
- 6.3" - 8.2" Max. Impeller

- Pump No. 231, 232 & 236 are NPT.
Pump No. 243, 244 & 245 are flanged to connect with 150 lb. ANSI flanges.



230



231



232



236



243, 244, 245

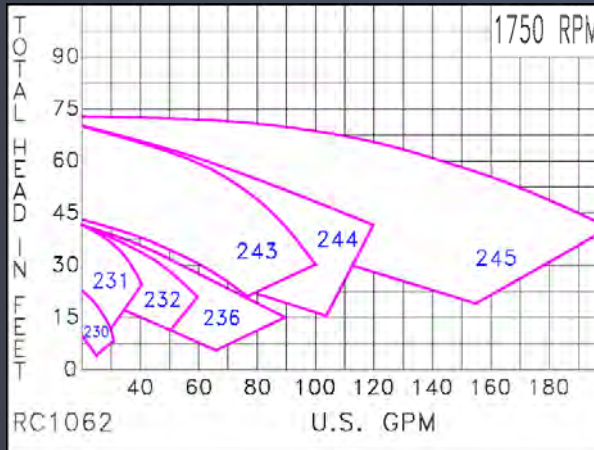
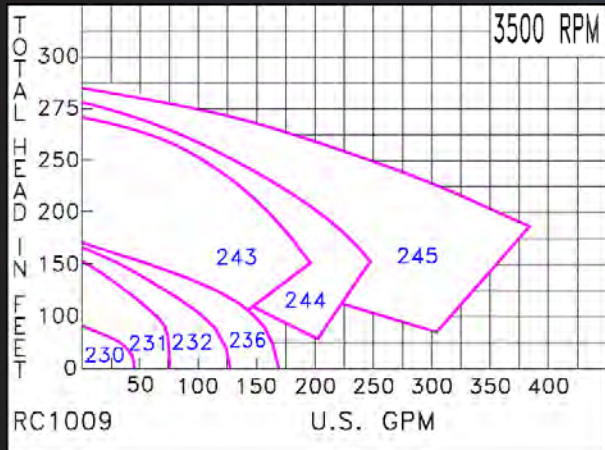
- 304 Stainless Steel Wetted Parts
- Rigid Cast Iron Motor Adapter with Stainless Steel Cover on Models 231, 232 & 236
- Cast Stainless Steel Adapter on Models 243, 244 & 245
- Stainless Steel Hardware
- Stainless Steel Impeller Locknut Assembly on All 3 Phase Motors
- Type 21 Mechanical Seal
Buna/Carbon, Ceramic - Standard
Viton, EPDM - Optional
Silicon Carbide - Optional

- Motors:

| | |
|-------------------|-----------|
| Voltage | Enclosure |
| 3/60/208-230/460V | ODP |
| 1/60/115/230V | TEFC |
| 3/60/575V | EXPL |

| PUMP NO. | PUMP SIZE | | MOTOR HP RANGE | |
|----------|-----------|-------|----------------|-----------|
| | SUCT | DISCH | 3500 RPM | 1750 RPM |
| 230 | 1.25 | 0.75 | .5 - .75 | .25 |
| 231 | 1.25 | 1.00 | .5 - 3 | .25 - .5 |
| 232 | 1.50 | 1.25 | 2 - 5 | .33 - .75 |
| 236 | 2.00 | 1.50 | 3 - 7.5 | .75 - 1 |
| 243 | 2.00 | 1.50 | 7.5 - 15 | 1 - 2 |
| 244 | 2.50 | 1.50 | 7.5 - 20 | 1 - 3 |
| 245 | 3.00 | 2.00 | 10 - 25 | 1.5 - 5 |

Pump Nos. 230, 231, 232 & 236 are NPT.
Pump Nos. 243, 244 & 245 are flanged to connect with 150 lb. ANSI flanges.



Stainless Steel/Tefcote™ Adapter

- 1 to 25 HP
- 3500 RPM, 60 Hertz
- 1750 RPM, 60 Hertz
- Capacity to 385 GPM
- 285 Ft. Head
- 8.2" Max. Impeller



143



144



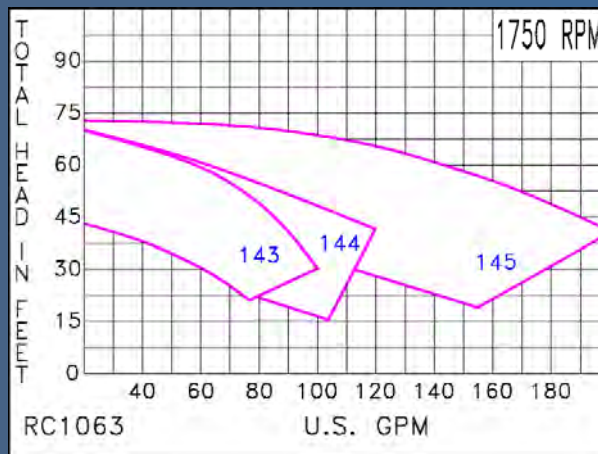
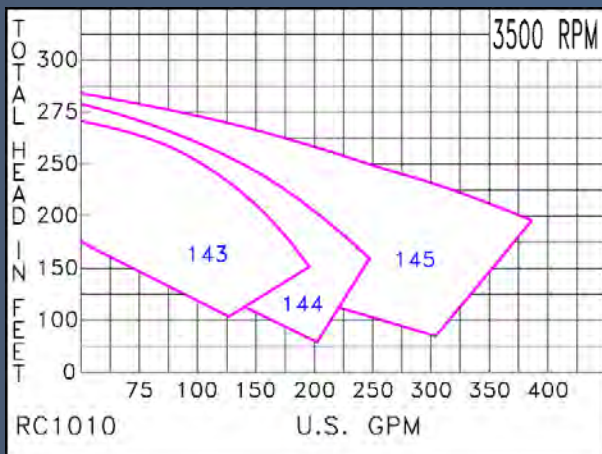
145

- Pumps are flanged to connect with 150 lb. ANSI flanges.
- 304 Stainless Steel Case and Impeller
- Rigid Cast Iron Motor Adapter with Tefcote™ for added corrosion protection
- Type 21 Mechanical Seal
Buna/Carbon, Ceramic - Standard
Viton, EPDM - Optional
Silicon Carbide - Optional
- Stainless Steel Shaft Sleeve, Flinger & Hardware
- Motors:
 - Voltage
3/60/208-230/460V
1/60/115/230V
3/60/575V
 - Enclosure
ODP
TEFC
EXPL

Priced at 20% less than All Stainless Pump Nos. 243, 244 and 245.

| PUMP NO. | PUMP SIZE | | MOTOR HP RANGE | |
|----------|-----------|-------|----------------|----------|
| | SUCT | DISCH | 3500 RPM | 1750 RPM |
| 143 | 2.00 | 1.50 | 7.5 - 15 | 1 - 2 |
| 144 | 2.50 | 1.50 | 7.5 - 20 | 1 - 3 |
| 145 | 3.00 | 2.00 | 10 - 25 | 1.5 - 5 |

Pumps are flanged to connect with 150 lb. ANSI flanges.



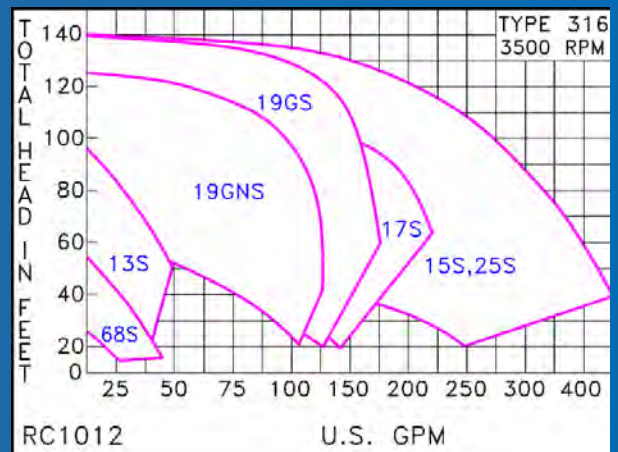
All Stainless Steel

- .33 to 15 HP
- 3500 RPM, 60 Hertz
- Capacity to 400 GPM
- 140 Ft. Head
- 5.63" Max. Impeller

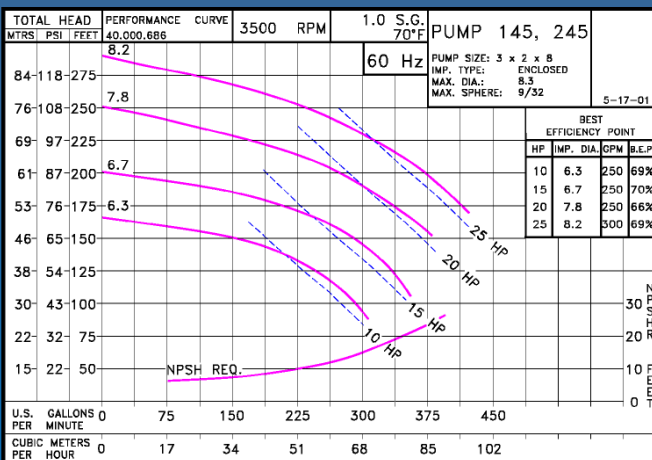
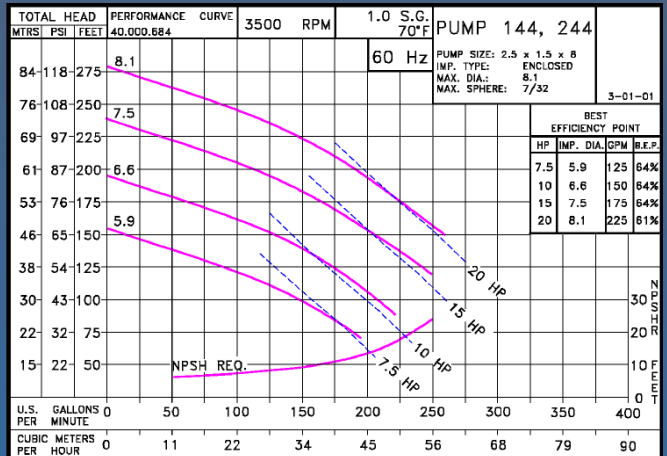
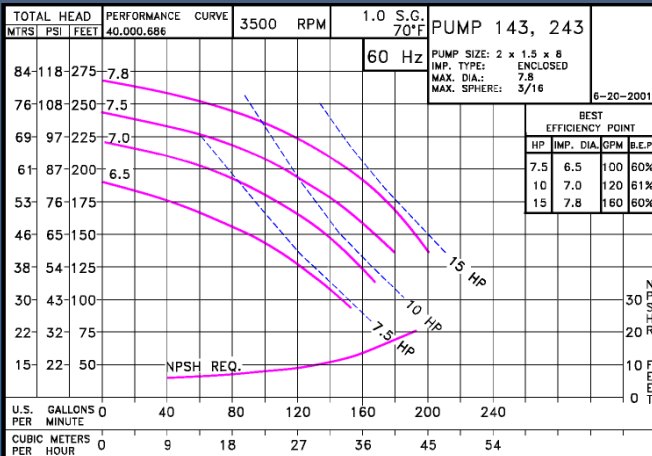
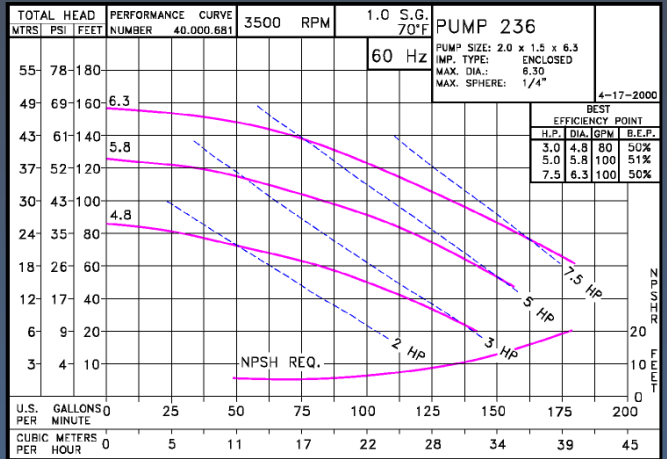
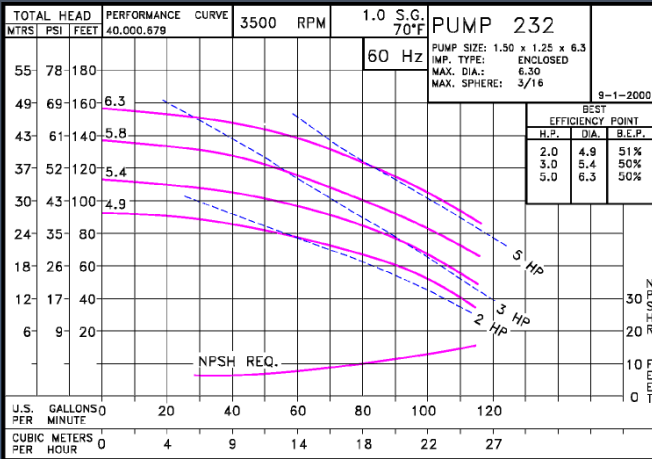
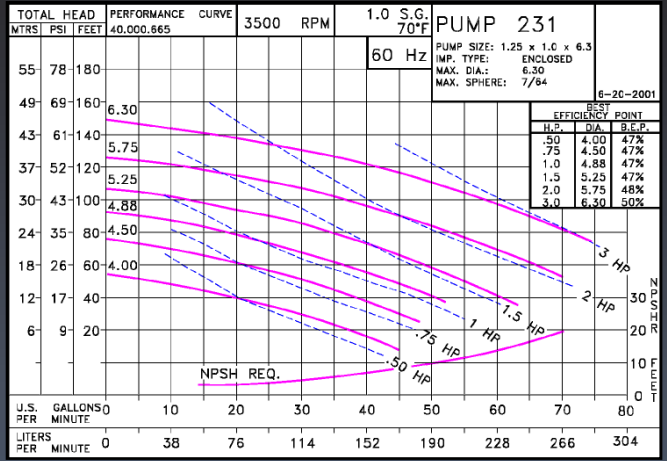
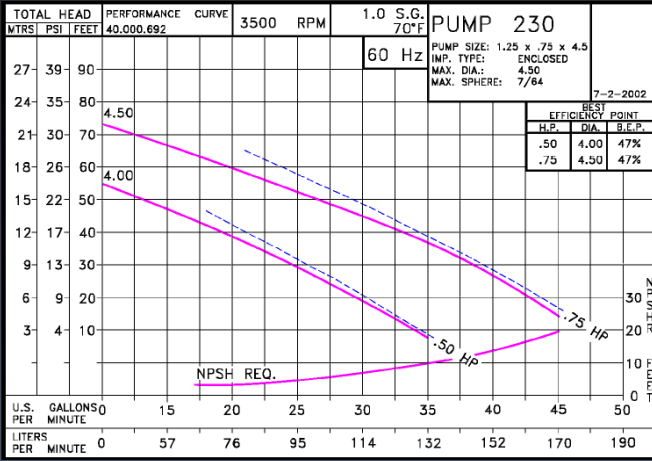
- Closed coupled
- Heavy duty cast 316SS components
- All wetted parts are 316SS
- Stainless steel hardware
- Mechanical Seal
Viton - Ceramic - Stainless Steel
- Type 9 Seal
Available on all models except 68S
- NPT connections
- Single or three phase motors
Drip-proof enclosure standard
TEFC enclosure optional
- Model 68S is only available with single phase motors
- Motors:
 - Voltage
 - 3/60/208-230/460V
 - 1/60/115/230V
 - 3/60/575V
 - Enclosure
 - ODP
 - TEFC
 - EXPL



| PUMP NO. | PUMP SIZE | | MOTOR HP RANGE |
|---------------------------|-----------|-------|----------------|
| | SUCT | DISCH | |
| SEMI-OPEN IMPELLER | | | |
| 68S | 1.25 | 1 | .33 - .5 |
| 13S | 1 | .75 | .33 - 1.5 |
| 19GS | 2 | 1.5 | 2 - 7.5 |
| 19GNS | 2 | 1.5 | 1.5 - 5 |
| 25S | 3 | 3 | 3 - 15 |
| ENCLOSED IMPELLER | | | |
| 17S | 2 | 2 | 2 - 7.5 |
| 15S | 3 | 3 | 2 - 10 |



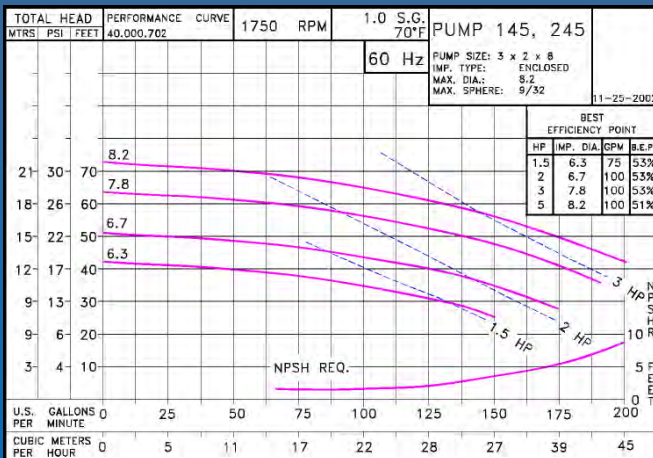
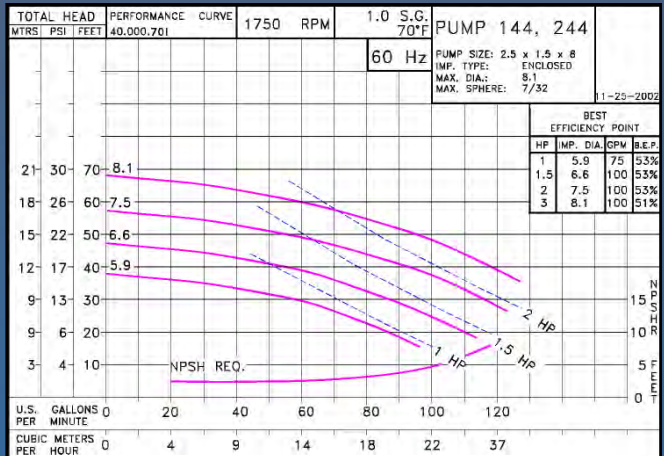
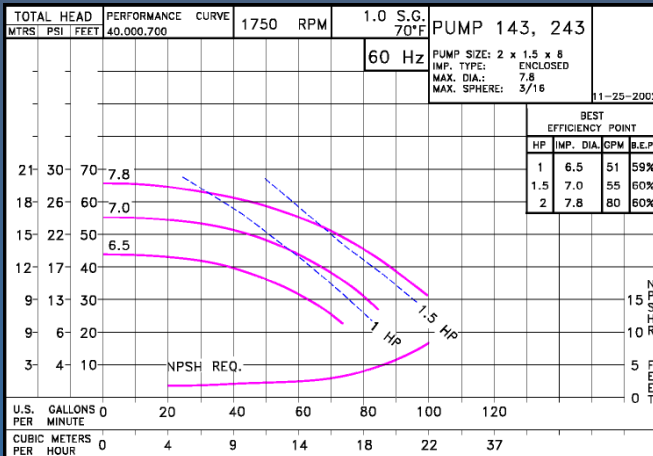
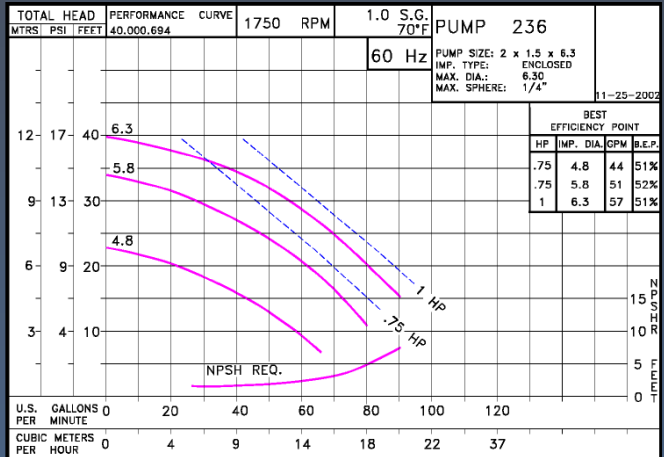
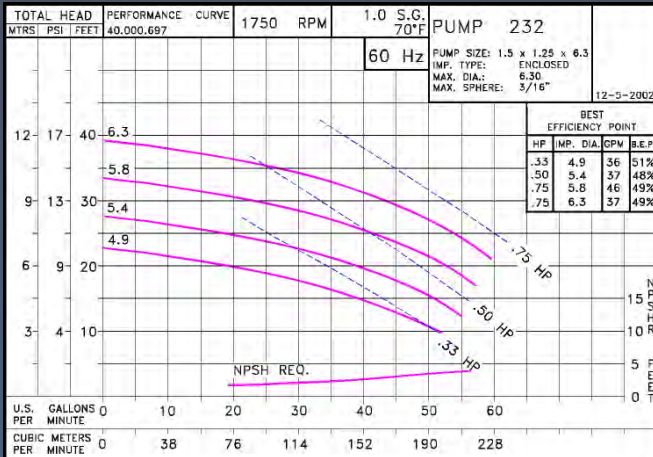
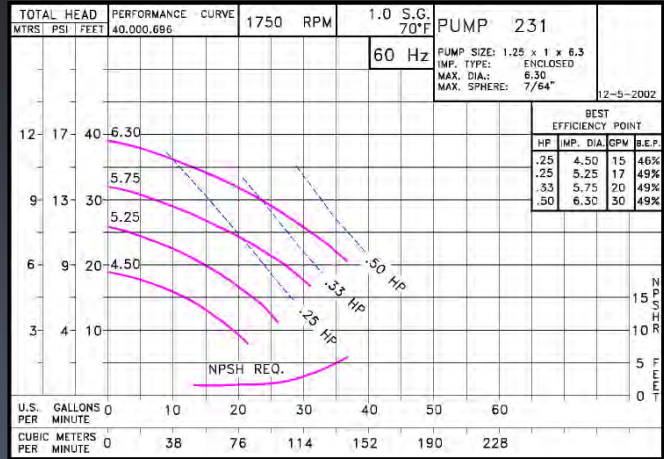
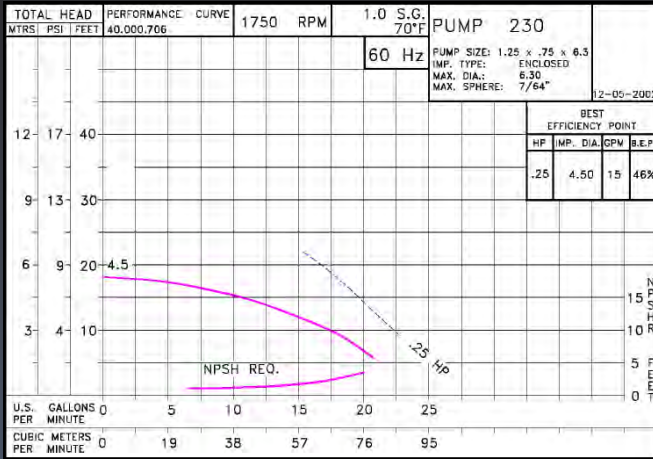
3500 RPM



CONSTRUCTION DETAILS

| PART NAME | PUMP NO. | | | |
|----------------|---------------------|-------|----------------|--------------------------------------|
| | ALL STAINLESS | | | STAINLESS FITTED |
| | 230, 231, 232 | 236 | 243, 244, 245 | 143, 144, 145 |
| Case | 304 Stainless Steel | | | |
| Impeller | 304 Stainless Steel | | | |
| Cover | 304SS | 304SS | -- | -- |
| Sleeve | -- | 304SS | 304SS | 304SS |
| Nut | 304SS | -- | -- | -- |
| Retainer Ass'y | -- | 304SS | 304SS | 304SS |
| D Washer | 316SS | -- | -- | -- |
| Key | -- | 316SS | 304SS | 316 SS |
| Gasket, Shaft | -- | Buna | Buna | Buna |
| Flinger | Neoprene | 304SS | 304SS | 304SS |
| Adapter | Cast Iron | | Cast Stainless | Cast Iron w/ Tefcote Teflon™ Coating |
| Gasket, Case | Buna | | | |
| Seal Assembly | BN-CM | BN-CM | BN-CM | BN-CM |
| Seal, Retainer | 304SS | 304SS | 304SS | 304SS |

1750 RPM



Scot Pump

A Division of Ardox Corporation

Main Office
Manufacturing Facility
6437 Pioneer Road
P.O. Box 286
Cedarburg, Wisconsin
53012-0286

Voice 262.377.7000
Fax 262.377.7330
E-mail: sales@scotpump.com
URL: www.scotpump.com