

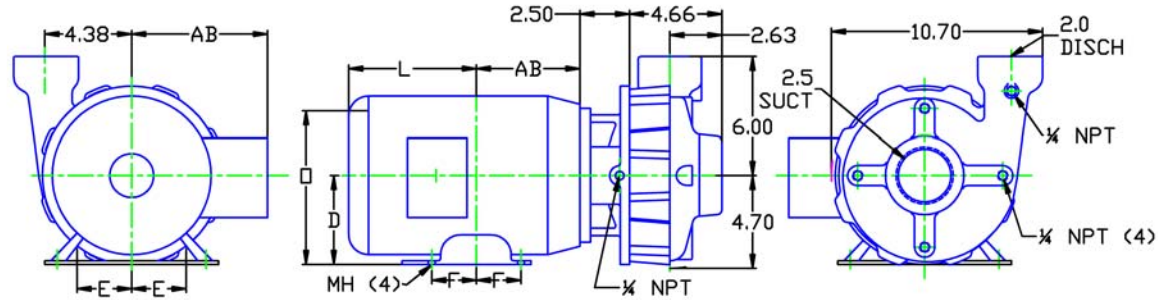
**MOTOR DIMENSIONS**

**NEMA PREMIUM EFFICIENT JM FRAME 3 PHASE 3500 RPM**

HP	Type	Frame	D	E	F	O	AB	BG	L	MH
3	ODP	JM145	3.50	2.75	2.50	6.77	5.61	5.38	4.12	0.34
5	ODP	JM182	4.50	3.75	2.25	8.44	6.74	5.75	5.12	0.41
7.5	ODP	JM184	4.50	3.75	2.25	8.44	6.74	5.75	6.56	0.41
10	ODP	JM213	5.25	4.25	2.75	10.03	7.92	7.00	6.94	0.43
3	TEFC	JM182	4.50	3.75	2.25	8.85	7.57	5.01	7.14	.41
5, 7.5	TEFC	JM184	4.50	3.75	2.75	9.34	7.57	5.51	7.64	.41
10	TEFC	JM215	5.25	4.25	3.50	10.37	8.19	6.77	9.16	.41

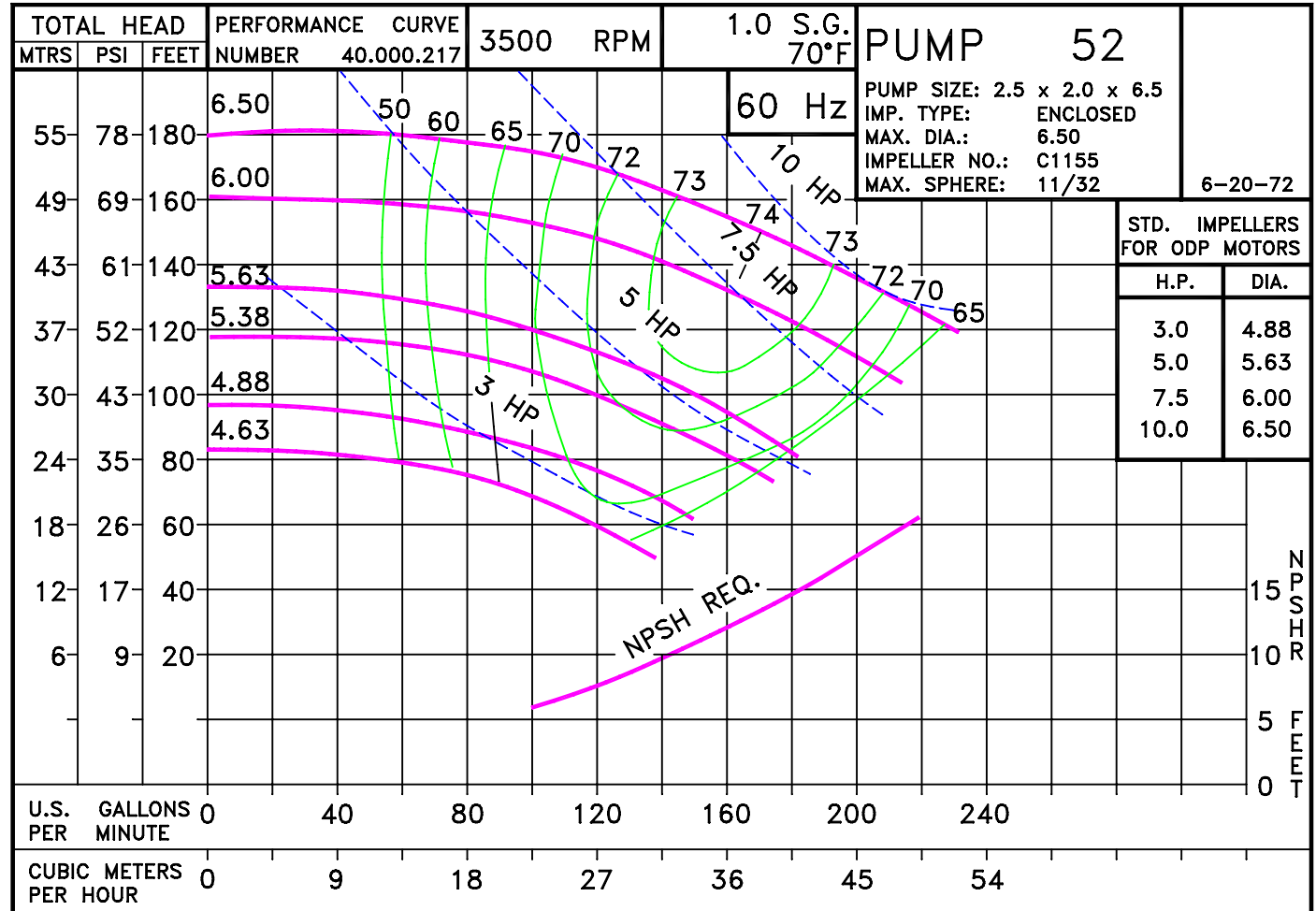
D052BJM182

DRAWING DEPICTS 5HP JM182 ODP MOTOR



**ALL DIMENSIONS IN INCHES.**

DRAWING REPRESENTS APPROXIMATE PUMP DIMENSIONS. AUTOCAD DRAWING TO SCALE AVAILABLE FROM FACTORY.



050B5DP

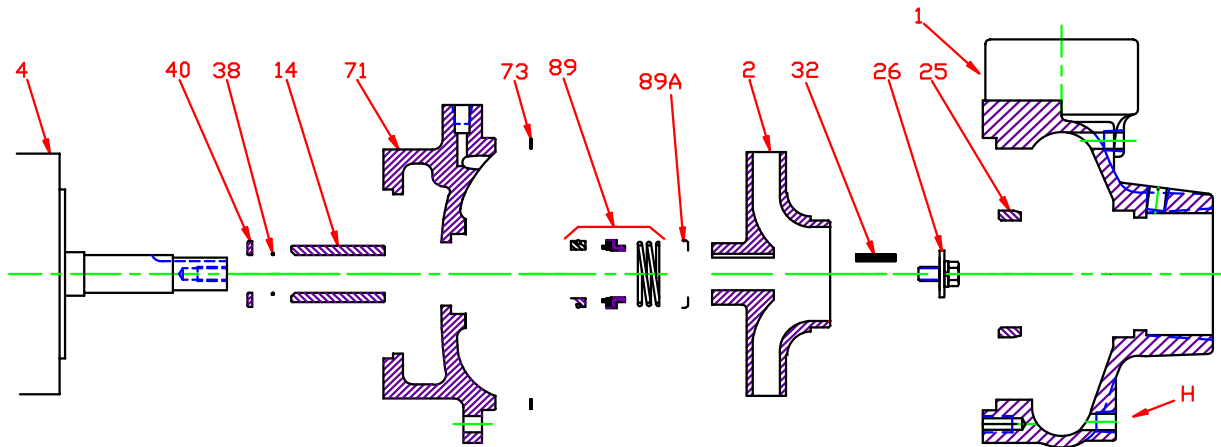
D052BJM182  
0523500

**52B**  
JM

052B3500JM  
81.001.709

G16

**Pump 52B • Bronze • JM Frame • 3500 RPM**



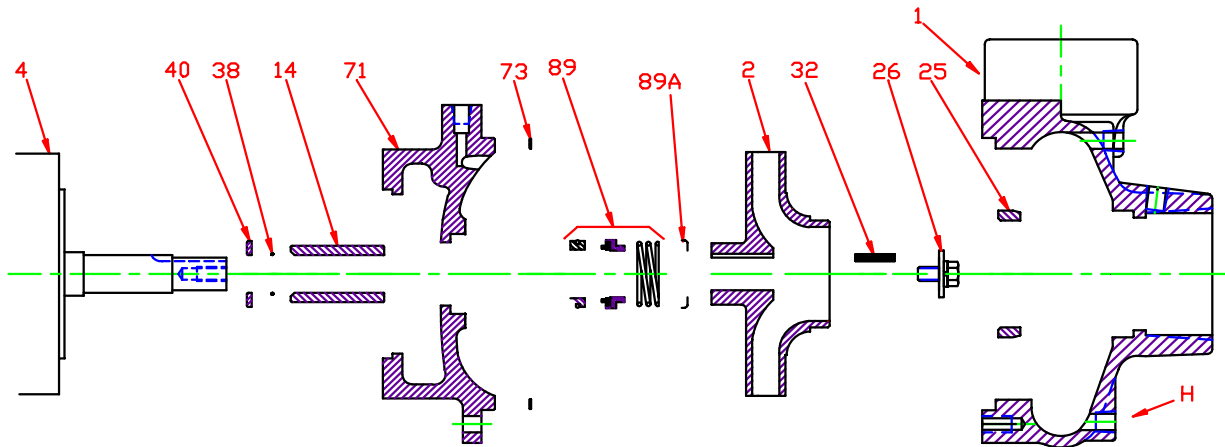
KEY NO.	PART NAME	PUMP NO. 52B
1	CASE, BRONZE, 2.5 x 2 NPT	130.000.218X
2	IMPELLER, 7/8" KEYED, ENCLOSED, SPECIFY DIAMETER: BRONZE	131.000.810
4	MOTOR, JM140/180 MOTOR, JM210	See Chart See Chart
14*	SHAFT SLEEVE, BRONZE SHAFT SLEEVE, STAINLESS	110.000.178 110.000.192
25	WEAR RING, BRONZE	103.000.136
26*	IMPELLER RETAINER, STAINLESS	118.000.163A
32*	KEY, STAINLESS	102.000.102
38*	O-RING, SHAFT, BUNA O-RING, SHAFT, VITON	116.000.117 116.000.105
40*	FLINGER, STAINLESS	104.000.165
71	ADAPTER, BRONZE - JM140/180 ADAPTER, BRONZE - JM210	132.000.228X 132.000.223X
73*	GASKET, CASE, FIBER	116.000.157
89*	1½" SEALS:	
	BN-CARB/CM	101.000.168
	VN-CARB/CM	101.000.191
	VN-CARB/SIL	101.000.175
	VN-SIL/SIL	101.000.204
	EPDM-CARB/SIL	101.000.175B
	EPDM-SIL/SIL	101.000.204A
89A*	SEAL RETAINER, STAINLESS	104.000.174
--	° REPAIR KITS:	
	BN-CARB/CM SEAL	118.000.344
	VN-CARB/CM SEAL (S)	118.000.344A
	VN-CARB/CM SEAL	118.000.344K
	VN-CARB/SIL SEAL	118.000.344B
	VN-SIL/SIL SEAL (S)	118.000.344F
	EPDM-CARB/SIL SEAL	118.000.344C
EPDM-SIL/SIL SEAL	118.000.344D	

\* DENOTES COMPONENTS INCLUDED IN REPAIR KIT.

+ INCLUDES BRONZE WEAR RING.

° ALL REPAIR KITS INCLUDE THE BRONZE SHAFT SLEEVE EXCEPT THE (S) INDICATED, WHICH IS STAINLESS WITH VITON SHAFT O-RING.

**Pump 52B • Iron • JM Frame • 3500 RPM**



CONSTRUCTION OPTIONS		
KEY	PART NAME	ALL BRONZE
1	Case	Bronze
2	Impeller	Bronze
14	Shaft Sleeve	Bronze
25	Wear Ring	Bronze
26	Impeller Retaining Assy	Stainless
32	Key	Stainless
38	Shaft O-Ring	BUNA
40	Flinger	Stainless
71	Adapter	Bronze
73	Gasket, Case	Fiber
89	Mechanical Seal, Type 21 BN-CM	Standard
89A	Seal Spring Retainer	Stainless
H	Plug, Drain	Brass

E054JM

J12

C052B3500JM